

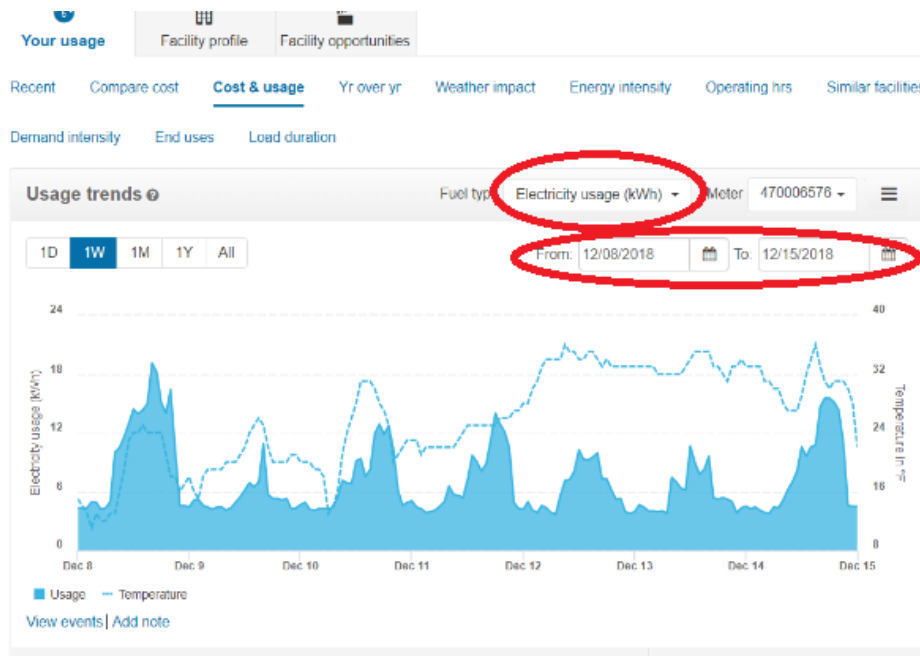
Energy Edge – Downloading/Exporting Interval Data



Exporting Energy (kWh) Data

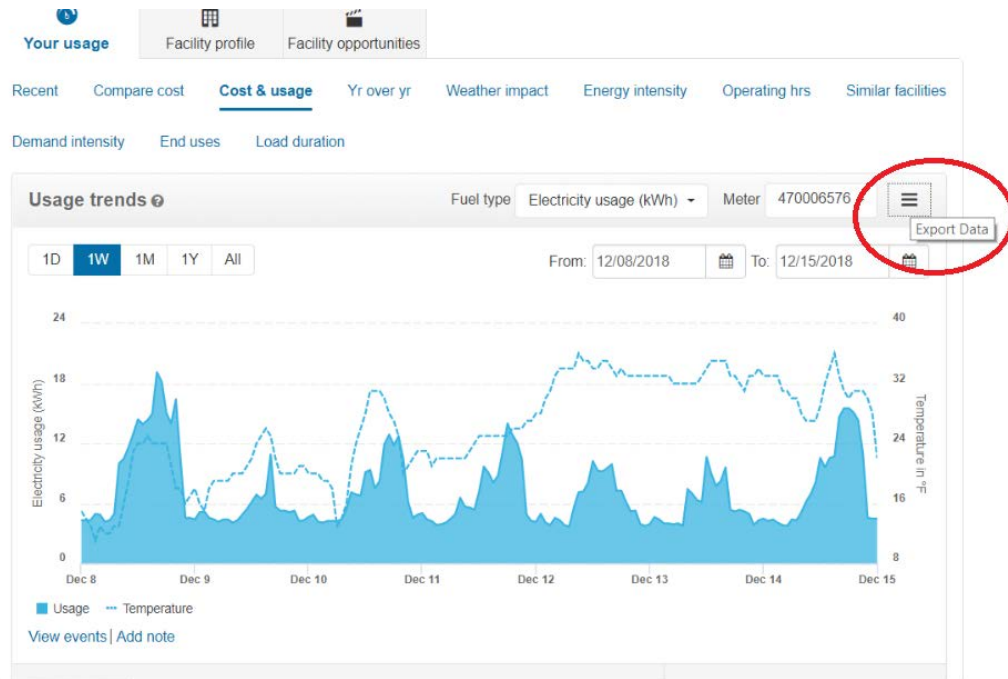
Step 1

From the Usage Trends screen, you can select the time-frame and/or fuel type you want to display.



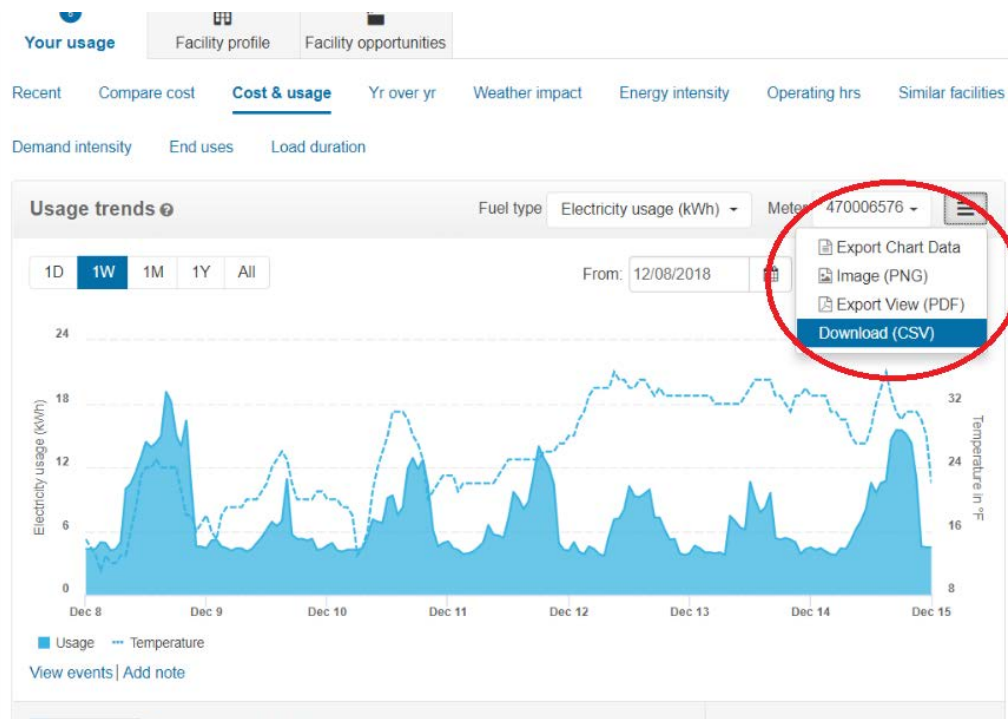
Step 2

To download the chart information, select the Export Data button.



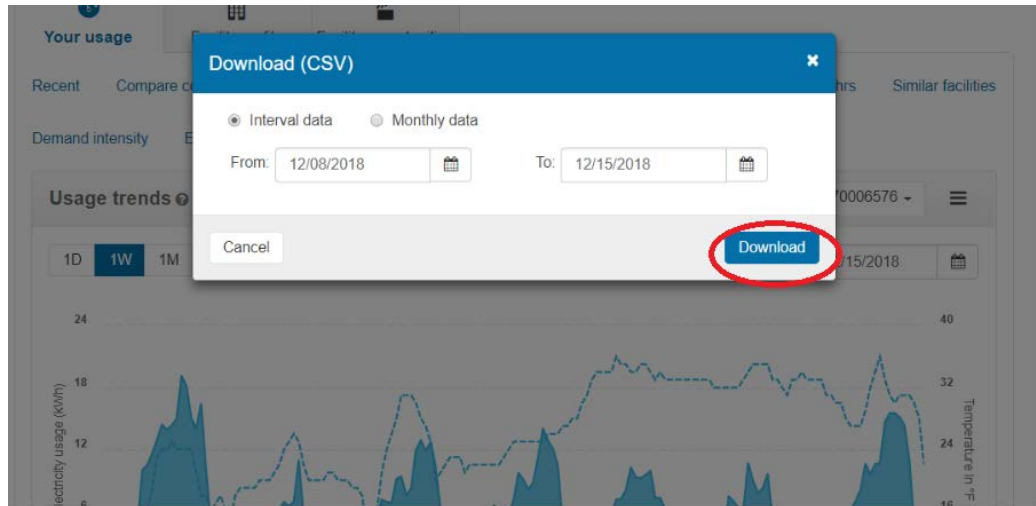
Step 3

From the drop-down, select the format you would like for the file.



Step 4

Select the download button.



Note: You may change the Data type as well as the From and To date range prior to downloading.

Step 5

If you are using a Chrome browser, the file will be available on the lower left.



Step 6

Once the file opens you can save it to your desktop.

VINES & RUSHES WINERY_csv_2019-01-09 21_27_48.csv - Microsoft Excel

	A	B	C	D	E	F	G	H	I	J	K	L
1	Service agreement	Start date time	End date time	Usage	Usage unit	Cost	Currency unit	Avg. Temperature	Temperature unit	Event flags	Demand	Demand unit
2	470006576 (1400629119)	12/8/2018 0:00	12/8/2018 1:00	4.32	KWH				15 FAHRENHEIT		4.32	KW
3	470006576 (1400629119)	12/8/2018 1:00	12/8/2018 2:00	4.32	KWH				14 FAHRENHEIT		4.32	KW
4	470006576 (1400629119)	12/8/2018 2:00	12/8/2018 3:00	4.32	KWH				13 FAHRENHEIT		4.32	KW
5	470006576 (1400629119)	12/8/2018 3:00	12/8/2018 4:00	4.96	KWH				11 FAHRENHEIT		4.96	KW
6	470006576 (1400629119)	12/8/2018 4:00	12/8/2018 5:00	4.88	KWH				13 FAHRENHEIT		4.88	KW
7	470006576 (1400629119)	12/8/2018 5:00	12/8/2018 6:00	4.16	KWH				12 FAHRENHEIT		4.16	KW
8	470006576 (1400629119)	12/8/2018 6:00	12/8/2018 7:00	4.32	KWH				12 FAHRENHEIT		4.32	KW
9	470006576 (1400629119)	12/8/2018 7:00	12/8/2018 8:00	4.96	KWH				13 FAHRENHEIT		4.96	KW
10	470006576 (1400629119)	12/8/2018 8:00	12/8/2018 9:00	10	KWH				13 FAHRENHEIT		10	KW
11	470006576 (1400629119)	12/8/2018 9:00	12/8/2018 10:00	10.48	KWH				16 FAHRENHEIT		10.48	KW
12	470006576 (1400629119)	12/8/2018 10:00	12/8/2018 11:00	11.6	KWH				19 FAHRENHEIT		11.6	KW
13	470006576 (1400629119)	12/8/2018 11:00	12/8/2018 12:00	12.96	KWH				23 FAHRENHEIT		12.96	KW
14	470006576 (1400629119)	12/8/2018 12:00	12/8/2018 13:00	14.4	KWH				24 FAHRENHEIT		14.4	KW
15	470006576 (1400629119)	12/8/2018 13:00	12/8/2018 14:00	13.92	KWH				24 FAHRENHEIT		13.92	KW
16	470006576 (1400629119)	12/8/2018 14:00	12/8/2018 15:00	14.32	KWH				25 FAHRENHEIT		14.32	KW
17	470006576 (1400629119)	12/8/2018 15:00	12/8/2018 16:00	14.96	KWH				24 FAHRENHEIT		14.96	KW
18	470006576 (1400629119)	12/8/2018 16:00	12/8/2018 17:00	19.12	KWH				24 FAHRENHEIT		19.12	KW
19	470006576 (1400629119)	12/8/2018 17:00	12/8/2018 18:00	18.16	KWH				24 FAHRENHEIT		18.16	KW
20	470006576 (1400629119)	12/8/2018 18:00	12/8/2018 19:00	15.04	KWH				24 FAHRENHEIT		15.04	KW
21	470006576 (1400629119)	12/8/2018 19:00	12/8/2018 20:00	14	KWH				21 FAHRENHEIT		14	KW
22	470006576 (1400629119)	12/8/2018 20:00	12/8/2018 21:00	16.4	KWH				18 FAHRENHEIT		16.4	KW
23	470006576 (1400629119)	12/8/2018 21:00	12/8/2018 22:00	10.16	KWH				18 FAHRENHEIT		10.16	KW
24	470006576 (1400629119)	12/8/2018 22:00	12/8/2018 23:00	4.56	KWH				16 FAHRENHEIT		4.56	KW
25	470006576 (1400629119)	12/8/2018 23:00	12/9/2018 0:00	4.56	KWH				17 FAHRENHEIT		4.56	KW
26	470006576 (1400629119)	12/9/2018 0:00	12/9/2018 1:00	4.4	KWH				18 FAHRENHEIT		4.4	KW
27	470006576 (1400629119)	12/9/2018 1:00	12/9/2018 2:00	5.12	KWH				16 FAHRENHEIT		5.12	KW
28	470006576 (1400629119)	12/9/2018 2:00	12/9/2018 3:00	5.2	KWH				15 FAHRENHEIT		5.2	KW
29	470006576 (1400629119)	12/9/2018 3:00	12/9/2018 4:00	4.56	KWH				18 FAHRENHEIT		4.56	KW
30	470006576 (1400629119)	12/9/2018 4:00	12/9/2018 5:00	4.4	KWH				19 FAHRENHEIT		4.4	KW

Exporting Demand (KW) Data

Step 1

To download the chart information, navigate to the Demand Intensity tab. Select the Export Data button.



Saving the Demand Intensity Graph

Step 2

Once the file opens you can save it to your desktop. You can modify columns presented.

The screenshot shows a Microsoft Excel spreadsheet with the following structure:

Usage Date	Interval1	Interval2	Interval3	Interval4	Interval5	Interval6	Interval7	Interval8	Interval9	Interval10	Interval11	Interval12	Interval13	Interval14	Interval15	Interval16	Interval17	Interval18	Interval19	Interval20	Interval21	Interval22
1/7/2018	3.976	4.012	4.164	4.816	4.164	4.816	4.816	4.22	5.28	6.4	5.924	5.796	5.32	8.26	8.092	10.092	11.424	9.004	7.348	5.924	6.048	6.048
1/10/2018	4.728	4.256	4.256	5.58	5.348	5.58	5.58	5.148	7.904	8.064	7.36	7.408	12.188	12.164	11.488	10.544	11.824	9.904	11.096	8.308	7.56	7.56
1/11/2018	4.92	4.408	4.616	4.616	4.616	4.256	4.512	4.16	4	7.136	7.124	7.284	10.796	9.636	10.78	12.148	13.444	16.044	16.176	16.972	7.668	7.668
1/12/2018	4.204	4.468	4.468	4.872	4.52	4.872	4.872	4.584	4.52	7.688	10.628	10.932	10.42	10.904	9.704	12.364	12.596	15.396	15.588	14.508	13.484	13.484
1/13/2018	3.928	4.148	4.364	4.98	4.364	4.98	4.98	4.484	4.408	10.216	12.056	13.76	13.2036	18.22	16.548	10.588	16.4794	17.492	15.392	12.056	12.056	12.056
1/14/2018	4.884	5	5	4.94	4.94	4.684	4.88	5.084	5.732	5.512	4.604	4.88	8.184	9.18	8.6	10.664	9.912	9.708	6.152	6.644	7.268	7.268
1/15/2018	4.116	3.928	5.524	5.524	5.524	5.464	4.744	4.108	5.064	8.064	6.9	7.896	8.384	10.68	9.1	8.764	8.96	8.064	8.064	6.9	7.352	7.352
1/16/2018	4.02	4.096	5.324	5.324	5.324	4.904	4.904	4.308	5.108	8.356	6.776	6.932	8.26	9.632	11.288	10.792	12.688	15.28	14.124	15	17.012	17.012
1/17/2018	3.892	3.848	4.812	5.64	4.812	5.64	5.64	4.472	4.472	7.316	7.032	8.388	9.964	11.772	10.608	11.08	10.58	11.22	11.916	11.844	7.052	7.052
1/18/2018	6.012	4.536	4.516	4.008	4.132	5.3	4.532	4.132	4.132	7.4	7.884	7.992	12.5	10.728	11.632	10.984	9.944	13.512	13.248	11.792	14.772	14.772
1/19/2018	4.12	4.136	5.824	5.824	5.824	4.288	4.196	6.028	8.192	13.956	12.82	12.476	11.812	12.748	10.364	12.128	14.5	17.52	15.888	16.176	16.176	16.176
1/20/2018	4.296	4.964	4.964	5.236	4.924	5.236	5.236	4.524	4.524	5.952	11.648	11.6108	11.364	12.1928	11.128	11.548	15.172	19.392	18.092	18.332	18.332	18.332
1/21/2018	4.236	4.704	5.524	5.524	5.6	5.444	5.444	5.6	5.6	7.08	7.276	5.908	8.9	12.252	12.18	12.26	11.596	7.268	7.08	7.276	7.276	7.276
1/22/2018	5.708	5.204	5.204	5.192	5.12	5.192	5.12	5.12	4.876	5.172	6.076	10.092	11.236	9.544	10.488	9.696	6.176	6.256	6.16	5.444	5.444	5.444
1/23/2018	4.82	4.28	4.94	4.94	4.94	5.772	4.96	5.088	4.896	5.772	5.772	4.86	8.364	8.472	7.344	11.048	11.032	10.096	5.976	6.636	6.748	6.748
1/24/2018	4.968	4.324	5.076	5.076	5.8	5.024	5.188	5.8	5.8	6.988	7.144	7.904	9.856	10.724	9.984	9.492	10.016	11.172	11.488	9.652	7.144	7.144
1/25/2018	4.912	4.232	4.94	4.94	5.428	4.884	5.32	5.428	5.428	6.832	6.888	6.608	7.964	7.832	7.008	7.892	10.804	12.388	13.948	14.392	12.84	12.84
1/26/2018	4.46	4.792	4.792	4.364	4.516	4.124	4.236	4.516	6.728	6.86	7.84	7.828	9.792	9.124	11.324	11.604	12.92	13.28	13.728	11.528	13.844	13.844
1/27/2018	5.088	5.18	5.18	4.832	4.728	5.168	5.74	5.284	4.912	6.448	9.788	13.792	11.8012	12.036	14.28	12.876	14.9188	15.036	11.76	9.788	9.788	9.788
1/28/2018	5.352	4.448	4.996	4.996	4.996	5.178	5.096	4.996	4.832	5.178	5.178	5.096	9.408	8.932	8.448	8.832	9.84	6.932	4.412	5.64	5.64	5.64
1/29/2018	5.376	4.608	4.964	5.416	4.964	5.416	5.416	5.356	5.232	7.012	5.96	8.032	10.448	11.444	9.348	9.012	9.324	7.012	7.012	6.184	6.596	6.596
1/30/2018	4.644	4.448	4.448	5	4.448	5	5.308	4.448	4.96	5.016	5.44	8.188	12.204	9.836	10.88	11.956	13.312	13.72	11.948	11.184	10.124	10.124
1/31/2018	4.136	4.676	4.832	4.832	4.832	5.264	4.628	4.032	5.352	7.748	6.932	7.372	11.136	10.936	8.88	8.836	11.2	10.004	10.184	11.32	6.932	6.932
2/1/2018	4.908	4.124	5.924	5.924	5.924	5.332	5.332	4.172	6.912	8.012	8.044	8.412	10.392	11.392	10.656	10.744	9.428	8.032	8.032	8.644	8.644	8.644
2/2/2018	4.616	5.676	5.676	4.868	4.692	5.044	4.868	5.44	4.968	6.5	8.352	8.404	7.552	10.312	8.676	12.52	13.544	14.304	13.608	14.72	11.28	11.28
2/3/2018	4.708	5.832	5.832	4.748	4.448	4.756	4.748	7.168	7.8	9.444	10.076	12.052	12.096	12.364	12.004	13.76	12.64	14.9	10.364	10.076	10.076	10.076
2/4/2018	4.992	4.8	4.8	4.332	4.416	4.352	4.056	5.032	4.452	4.48	4.352	4.48	8.096	8.984	8.148	8.756	7.98	7.916	5.028	5.768	5.196	5.196
2/5/2018	4.32	4.96	4.96	4.652	4.372	4.904	5.076	4.556	4.492	4.904	5.076	8.932	9.704	7.532	8.596	6.348	5.736	5.408	6.768	6.768	5.908	5.908