

Wisconsin Clean Energy Blueprint Solar construction program

2023 summary



About us

Alliant Energy Corporation (NASDAQ: LNT) provides regulated energy service to 995,000 electric and 425,000 natural gas customers across Iowa and Wisconsin. Alliant Energy’s mission is to deliver energy solutions and exceptional service customers and communities count on – safely, efficiently and responsibly. Alliant Energy is a component of the Nasdaq CRD Sustainability Index, Bloomberg’s Gender-Equality Index and the S&P 500. For more information, visit alliantenergy.com and follow Alliant Energy on [LinkedIn](#), [Facebook](#), [Instagram](#) and [Twitter](#).

Index:

Overview	3
Putting people first	4
Investing in Wisconsin	6
Building stronger communities	8
Project appendix	10



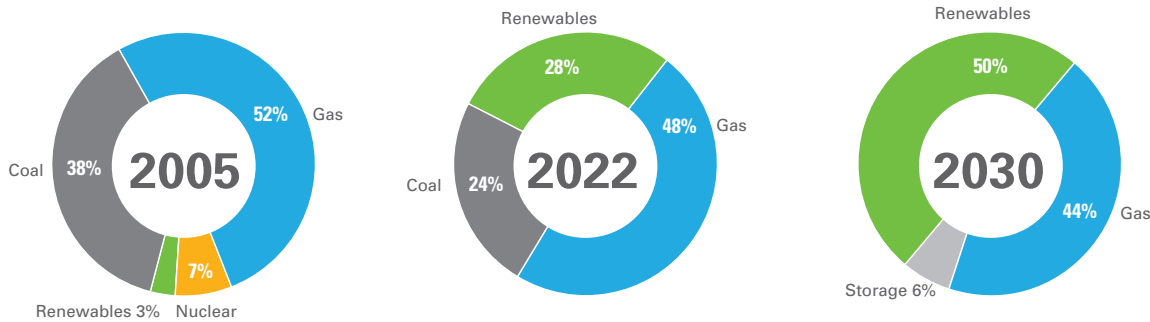
This document includes forward-looking statements. These statements can be identified because they include words such as “expect,” “will,” “estimated” or other words or expressions of similar import. Similarly, statements that describe future plans or strategies, our clean energy vision, transitioning our energy resources, planned resource additions, and future emissions reductions are forward-looking statements. These forward-looking statements are subject to risks and uncertainties that could cause actual results to differ materially from those expressed in, or implied by, the statements. Actual results could be materially affected by the following factors, among others: The inability to obtain necessary equipment and labor in a timely manner; access to and cost increases of materials, equipment and commodities including due to tariffs, duties or other assessments, such as any additional tariffs resulting from U.S. Department of Commerce investigations into the sourcing of solar project materials and equipment from certain countries, labor issues or supply shortages, the ability to successfully resolve warranty issues or contract disputes, the ability to achieve the expected level of tax benefits based on tax guidelines and project costs, and the ability to efficiently utilize the renewable generation and storage project tax benefits for the benefit of customers; governmental actions that delay or reject the proposed generation construction plans, or that include terms that make the future generation construction plans uneconomical; unanticipated construction issues, delays or expenditures; failure of equipment and technology to perform as expected; political conditions in Alliant Energy’s service territories; changes to Alliant Energy’s access to capital markets; adverse impacts resulting from the COVID-19 pandemic and responses to the pandemic; current or future litigation, regulatory investigations, proceedings or inquiries; and economic conditions in Alliant Energy’s service territory. These factors should be considered when evaluating the forward-looking statements and undue reliance should not be placed on such statements. The forward-looking statements included herein are made as of the date hereof and Alliant Energy and Wisconsin Power and Light Company undertake no obligation to update publicly such statements to reflect subsequent events or circumstances.

Overview

Clean Energy Blueprint

The [Clean Energy Blueprint](#) is our roadmap for accelerating our transition to cleaner, renewable energy. This roadmap guides our efforts to enhance the economic and environmental health of the communities we serve. It includes diversifying our energy mix by increasing our use of renewable resources as we phase out our coal-fired generation in the state.

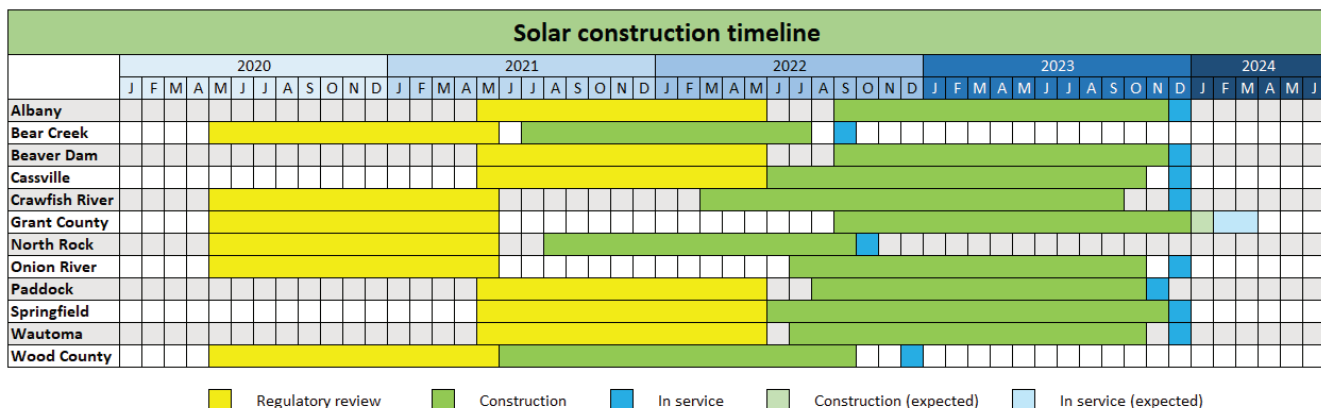
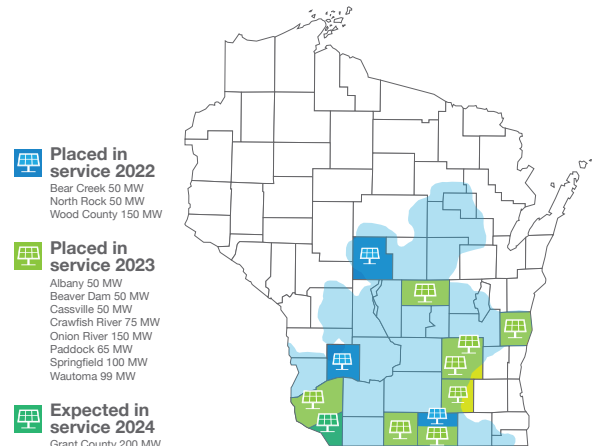
Transitioning our energy resources (WPL)



Based on approximate capacity in megawatts (MW) as of May 2023 including owned generation resources and utility purchase power agreements. Includes Alliant Energy® renewable programs (Customer-Hosted Renewables, Community Solar, Renewable Energy Partner), Public Utility Regulatory Policies Act (PURPA) resources from non-utility power producers and other distributed energy resources based on these renewable energy agreements. Actual energy in megawatt-hours (MWh) to serve customer load will differ from the approximate capacity shown above due to participation in the Midcontinent Independent System Operator (MISO) regional energy markets. Future projections are subject to change and Alliant Energy undertakes no obligation to update publicly such statements to reflect subsequent events or obligations.

Solar program summary

As part of our Clean Energy Blueprint, we are adding 1,089 megawatts (MW) of solar generation in Wisconsin. We received approval from the Public Service Commission of Wisconsin (PSCW) to begin construction on the first six projects totaling 675 MW in 2021. We received approval on our second set of six projects totaling 414 MW in 2022. We placed three projects – Bear Creek (50 MW), North Rock (50 MW) and Wood County (150 MW) – into service in 2022. Eight solar projects were placed into service in 2023. The remaining 200-MW Grant County Solar Project is scheduled to be completed by mid-2024. Once complete, these 12 utility-scale projects located across nine Wisconsin counties will generate enough zero-fuel-cost energy to power nearly 300,000 homes annually.



Putting people first

Labor statistics

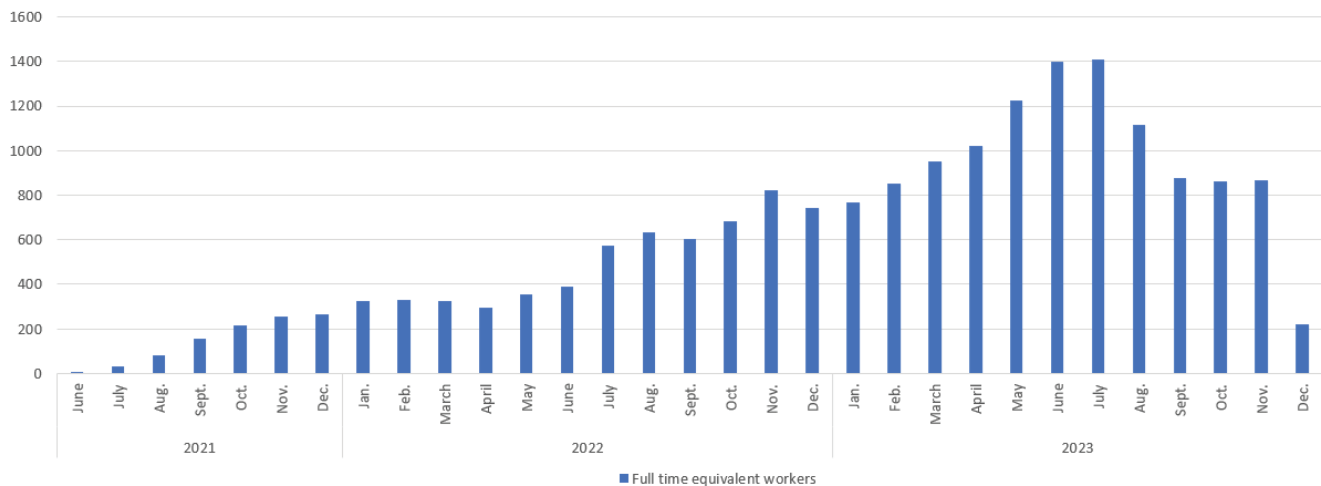
Collectively, our 12 solar projects create more than 2,000 local construction jobs. We strive to hire locally to maximize our solar projects' economic benefits for Wisconsin communities. We rely heavily on local contractors and the skilled craftsmanship of workers hired through local union halls including carpenters, laborers, operating engineers and electricians. Over 75% of labor at our self-build sites to date has been Wisconsin-based.



“By prioritizing the use of local unionized labor on renewable energy projects, Alliant Energy is able to deliver exceptional value to their customers while keeping project dollars in the community.”

– Emily Pritzkow, executive director of the Wisconsin Building Trades Council

Wisconsin solar program monthly construction jobs



Safety

Our first priority is that nobody gets hurt. We are proud to report our lost-time incident rate is well below industry average. Through 2023, nearly 3.8 million work hours were recorded across our 12 solar projects. Over that period, our lost time incident rate of .05 was more than 10 times lower than the national average for utility system construction.¹



“Utilizing our building trades highly trained local workforce resulted in the Wood County Solar project being safely completed on time and on budget, ultimately bringing the best value to the table for our construction partners.”

– Kyle Alters, business manager with the North Central States Regional Council of Carpenters

¹U.S. Bureau of Labor Statistics. [Incidence rates of nonfatal occupational injuries and illnesses by industry and case types, 2021.](#)

Training makes all the difference

In December 2021, an operator at the Wood County Solar Project site informed his supervisor when he began experiencing chest pain and shortness of breath. He was escorted to the health and safety trailer before losing consciousness and going into cardiac arrest. The team immediately jumped into action, using an automated external defibrillator (AED) to restore the individual's heartbeat and then administering CPR until paramedics arrived.

Thanks to their quick thinking and training, the site crew was able to stabilize the operator and buy valuable time until local first responders could transport him to the hospital. Following surgery, the operator made a full recovery and returned to the work site in March 2022 to finish the job. The project employees who rendered life-saving aid were each presented with the Blue Heart Safety Award from Burns & McDonnell, the project's EPC contractor.



▲ Operator poses with family and coworkers after cardiac arrest recovery.



▲ Wood County Solar Project construction team members receive Blue Heart Safety Award from Burns & McDonnell.



Students and apprentices from the Blackhawk Technical College Electric Power Distribution program tour the Paddock Solar Site.

Workforce readiness

One of the ways Alliant Energy supports the economic growth of communities is by focusing on workforce development. Through strategic partnerships with local organizations and educational institutions, we help prepare students and adults with the fundamental skills they need to grow into successful careers.

Our solar construction sites and operational projects offer a unique opportunity to provide hands-on learning and skills training. Since starting construction, hundreds of Wisconsin students, apprentices and community members have benefited from access to these solar sites. Providing career guidance and learning opportunities is part of how we make things better in the communities we serve.



“By partnering with local communities and leveraging the skilled craftsmanship of in-state union labor, we are building a brighter and healthier energy future for all.”

– David de Leon, Alliant Energy's Wisconsin president

Investing in Wisconsin



Customer-focused energy with a statewide impact

Customers are at the heart of everything we do. At Alliant Energy, we lead by example and deliver on our commitment to always do the right thing. We keep our promises and conduct our business openly and honestly.

Constructing over 1,000 MW of solar energy is a significant, capital-intensive investment in the future. Guided by our values, strategic plan and purpose-driven strategy, our solar program positions Alliant Energy as a leader in clean, renewable energy generation. It also ensures we're delivering maximum value to our customers.



“Investing in a diverse energy mix ensures greater reliability and resilience while delivering added value for our customers.”

– Lisa Barton, president and CEO of Alliant Energy



Wisconsin Public Service Commissioner Summer Strand joins Tim Kreft, senior manager of strategic projects, on a tour of the Bear Creek Solar Project.

Wisconsin solar program

Through these 12 utility-scale solar sites across our service territory, our investment in renewable technology will deliver decades of benefits. The expansion of solar generation capacity is a key component of our Clean Energy Blueprint. We estimate we'll avoid more than \$1.6 billion in costs over the next 30 years.

By the numbers:



Over **2.6 million** solar panels



Over **400,000** steel piles



Over **300** power inverters



Over **6,000 miles** of electrical cable

Alliant Energy customers are already seeing the benefits of this investment.

- We generated over 580,000 megawatt-hours of solar energy in 2023.
- We avoided over 450,000 tons of carbon dioxide equivalent emissions in 2023.¹
- We project more than \$100 million in revenue from solar generation in 2024.

¹EPA Greenhouse Gas Equivalencies Calculator

Deploying new technology

The energy sector has benefited from recent advances in solar panel technology over the last few years. Not only has panel efficiency increased significantly, but new racking systems, trackers and smart inverters have also seen significant improvements, enabling our projects to deliver great value to our customers.

Most panels we install at our sites are bi-facial, meaning they can collect energy from two sides, directly from the sun and light that reflects off the ground. This increases site efficiency and can help maximize energy generation in winter when snow on the ground reflects additional light.

Representatives from the Wisconsin Building Trades Council and Burns & McDonnell join Alliant Energy Wisconsin President David de Leon in signing the first panel installed at the North Rock Solar site.



Think beyond. Be bold.

As technology and customer needs evolve, we're well positioned to adapt and capitalize on new opportunities. This includes adding battery energy storage systems at several of our solar sites. It's another way we demonstrate our value to think beyond and be bold as we continue to power what's next.

Supply chain management

Between late 2021 and the first half of 2022, the threat of import taxes on solar panels caused many developers to pause their projects. We chose to stay the course. By planning ahead and managing risks, we successfully navigated supply chain and logistical challenges, allowing us to advance these important projects and deliver clean, zero-fuel-cost energy to our customers.



“Big thoughts go nowhere without bold actions. Alliant Energy took the bold actions needed to keep these projects moving forward, fulfilling commitments to make its Clean Energy Blueprint a reality.”

– Doug Riedel, senior vice president of renewables at Burns & McDonnell

Inflation Reduction Act benefits

The Inflation Reduction Act (IRA), signed into law in 2022, included many new and expanded incentives for clean energy generation and development. Alliant Energy was among the first utilities in the nation to take advantage of these changes as we transition to generating cleaner, more affordable energy that's both resilient and reliable.

At the time we introduced our solar plans, tax equity financing was initially the most cost-effective tool to control costs and capture financial benefits for customers. However, by utilizing the new IRA provisions, we were able to shift from tax equity financing to traditional ownership and further reduce project costs. In fact, we saved an estimated \$138 million by pivoting – directly benefiting our customers.

We continue to seek out new opportunities enabled by the IRA to benefit our customers and build upon the success of our Clean Energy Blueprint.

Building stronger communities

Community benefits

In addition to creating jobs and delivering cleaner, more sustainable energy to customers, our solar sites are expected to generate an estimated \$130 million in local tax revenues over the next 30 years. These funds add to each community's annual operating income for use as local officials deem appropriate. Often communities use funds to build city infrastructure and improve schools, parks and community services.



“When you consider the additional local revenue and future growth potential that a site like this creates, we’re really fortunate to be at the forefront of Wisconsin’s energy transformation.”

– Connie Winter, Rock County Board supervisor

Sustainable development

We’ve submitted applications for our completed projects seeking Envision verification from the Institute for Sustainable Infrastructure (ISI). Based in Washington, DC, ISI is an education and research nonprofit whose mission includes protecting the environment, enhancing human health and well-being, and bolstering economic prosperity.



The ISI awarded our **Wood County and Bear Creek** solar projects Platinum Envision achievement level in April 2023 and June 2023, respectively. The Platinum award recognizes these projects as leaders in sustainable infrastructure and indicates they have gone above and beyond to deliver improvements in the social, economic and environmental conditions of the communities in which they are located. The ISI assessed the projects’ performance across a wide range of sustainable indicators including community, quality of life, management, planning, materials, energy, water, environmental impacts, emissions and resilience.

A perfect place for pollinators

At all our utility-scale solar sites, we plant native grass and seed mixes throughout the project area to support wild-life habitat and a healthy environment. The site-specific, DNR-approved mix of grass and seed varieties are tailored to individual site conditions to help build soil nutrients and attract pollinators such as bees, butterflies, moths and other beneficial wildlife populations.

Pollinator-friendly vegetation is proven to prevent soil erosion, improve water quality, add benefit to high value crops and decrease operating and maintenance costs. These benefits help create a more sustainable, reliable and environmentally friendly energy future.



▲
Pollinator habitat at North Rock Solar Project.



“We know it’s important to build projects with sustainability in mind because of what it means for our customers. We’re able to create a healthier environment while producing reliable, clean energy for the next 30 years.”

– Barbara Tormaschy, senior vice president of sustainability and regulatory strategy at Alliant Energy

Agricultural partnership

These solar projects provide participating farmers and landowners a steady stream of income while preserving land and allowing soil to rest and regenerate. Given the many economic and financial pressures facing Wisconsin's agriculture industry, this guaranteed income stream strengthens family farms and preserves quality agricultural land for future generations.



Lifelong farmer and Beaver Dam Solar Project landowner John Butterbrodt.



“They used to call me a dairy farmer, and I was the president of the largest dairy co-op in the country. Now when we get together, they call me the solar farmer. I’m kind of proud of that. It’s a new generation. It’s a new name, and it’s a new beginning for a lot of people.”

– John Butterbrodt, Beaver Dam Solar Project landowner

Giving back

Our history of generating clean energy dates back more than 100 years – and so does our commitment to serving customers and helping businesses thrive. With generating facilities and operations centers throughout the state, we’re proud of our deep roots in Wisconsin and our family of employees who live and work here.



We know our work doesn’t stop at the end of a shift. By volunteering time, talent and treasure in the community, our employees and project partners use their energy for good. Through partnerships with local food pantries, community foundations and job centers, we care for others and make things better.



Alliant Energy's project team at the Wautoma Solar site partnered with the Adams-Columbia Electric Cooperative and Van Ert Electric for a 2022 holiday toy drive with donations going to Toys for Tots.

Reducing construction waste

We and our construction partners practice consistent, recycling-focused materials management aimed at diverting as much material from disposal as possible. We closely track the materials project sites generate and send all materials that can be reasonably recycled to appropriate facilities.

Construction waste and recycling management plans at our sites have delivered exceptional results as part of our greater Sustainability Management Plan. At our three sites completed in 2022 (Bear Creek, North Rock and Wood County), we sent over 90% of the materials generated on-site by weight to recycling companies or diverted them for beneficial reuse.



“As a local business owner and landowner leasing property, I fully support the Grant County Solar Project. While financially benefitting the area, the lease payments made to local landowners like me also help to diversify the revenue streams we generate from our land.”

– David H. Fritz, Grant County Solar Project landowner

Project appendix:

Albany Solar Project..... 11

Bear Creek Solar Project..... 11

Beaver Dam Solar Project 11

Cassville Solar Project..... 12

Crawfish River Solar Project..... 12

Grant County Solar Project 12

North Rock Solar Project..... 13

Onion River Solar Project 13

Paddock Solar Project 13

Springfield Solar Project..... 14

Wautoma Solar Project..... 14

Wood County Solar Project..... 14

Solar projects

Albany Solar Project

Fast facts

- Location: Town of Decatur, Green County
- Size: 50 MW
- Project area: 400 acres
- Number of panels: 118,437
- In-service: December 2023
- Homes powered: About 13,000 annually

alliantenergy.com/albanysolar



Bear Creek Solar Project

Fast facts

- Location: Town of Buena Vista, Richland County
- Size: 50 MW
- Project area: 456 acres
- Number of panels: 122,595
- In service: September 2022
- Homes powered: About 13,000 annually

alliantenergy.com/bearcreeksolar



Beaver Dam Solar Project

Fast facts

- Location: Town of Beaver Dam, town of Burnett, city of Beaver Dam, Dodge County
- Size: 50 MW
- Project area: 350 acres
- Number of panels: 119,921
- In-service: December 2023
- Homes powered: About 13,000 annually

alliantenergy.com/beaverdamsolar



Solar projects

Cassville Solar Project

Fast facts

- Location: Town of Cassville, Grant County
- Size: 50 MW
- Project area: 325 acres
- Number of panels: 119,540
- In-service: December 2023
- Homes powered: About 13,000 annually

alliantenergy.com/cassvillesolar



Crawfish River Solar Project

Fast facts

- Location: Town of Jefferson, Jefferson County
- Size: 75 MW
- Project area: 500 acres
- Number of panels: 200,112
- In-service: December 2023
- Homes powered: About 20,000 annually

alliantenergy.com/crawfishriversolar



Grant County Solar Project

Fast facts

- Location: Town of Potosi, Grant County
- Size: 200 MW
- Project area: 1,400 acres
- Number of panels: 432,392
- In-service target: Q1 2024
- Homes powered: About 50,000 annually

alliantenergy.com/grantcountysolar



Solar projects

North Rock Solar Project

Fast facts

- Location: Town of Fulton, Rock County
- Size: 50 MW
- Project area: 473 acres
- Number of panels: 119,790
- In service: October 2022
- Homes powered: About 13,000 annually

alliantenergy.com/northrocksolar



Onion River Solar Project

Fast facts

- Location: Town of Holland, Sheboygan County
- Size: 150 MW
- Project area: 1,000 acres
- Number of panels: 387,252
- In-service: December 2023
- Homes powered: About 40,000 annually

alliantenergy.com/onionriversolar



Paddock Solar Project

Fast facts

- Location: Town of Beloit, Rock County
- Size: 65 MW
- Project area: 500 acres
- Number of panels: 152,361
- In-service: December 2023
- Homes powered: About 17,000 annually

alliantenergy.com/paddockssolar



Solar projects

Springfield Solar Project

Fast facts

- Location: Town of Lomira, Dodge County
- Size: 100 MW
- Project area: 884 acres
- Number of panels: 237,633
- In-service: December 2023
- Homes powered: About 26,000 annually

alliantenergy.com/springfieldsolar



Wautoma Solar Project

Fast facts

- Location: Town of Dakota, city of Wautoma, Waushara County
- Size: 99 MW
- Project area: 624 acres
- Number of panels: 238,305
- In-service: December 2023
- Homes powered: About 26,000 annually

alliantenergy.com/wautomasolar



Wood County Solar Project

Fast facts

- Location: Town of Saratoga, Wood County
- Size: 150 MW
- Project area: 1,200 acres
- Number of panels: 388,350
- In service: December 2022
- Homes powered: About 40,000 annually

alliantenergy.com/woodcountysolar



Thank you to our partners

Long-term investments in safe, reliable, environmentally friendly energy generation are made possible with the support of customers, communities, construction partners and clean energy supporters. We extend our special thanks to the participating landowners, community leaders and project partners who share our vision for a brighter energy future.

Thank you!

For additional information about our Clean Energy Blueprint, solar project updates and site photos, visit alliantenergy.com/wisconsinsolar or scan the QR code.



